



अमृत महा आवास अभियान २०२२-२३

दैनिक प्रगती अहवाल : २७.०३.२०२३

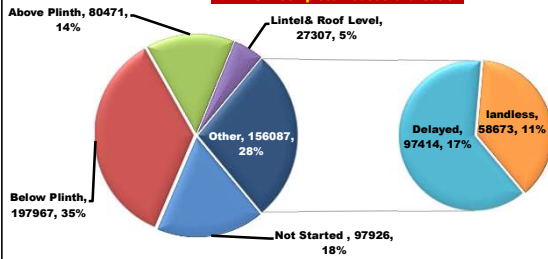
प्रधानमंत्री आवास योजना ग्रामीण — मंजूरी, पूर्ण घरकुले, हप्ते वितरण
राज्य पुरस्कृत ग्रामीण आवास योजना — मंजूरी, पूर्ण घरकुले, हप्ते वितरण

योजना	एकूण मंजूरी	दैनिक मंजूरी	एकूण पूर्ण	दैनिक पूर्ण घरकुले	दैनिक पहिला हप्ता वितरित	दैनिक दुसरा हप्ता वितरित	दैनिक तिसरा हप्ता वितरित
प्रधानमंत्री आवास योजना ग्रामीण	१४१२६८५	३५	१००९४५७	११४१	२४८९	३६६०	३९७२
राज्य योजना	५४४४५८	३५७	३९५०६७	३२४	५३	१८	१७
एकूण	१९५७१४३	३९२	१४०४५२४	१४६५	२५४२	३६७८	३९८९

PMAY-G Completion Progress Bar

71.5%

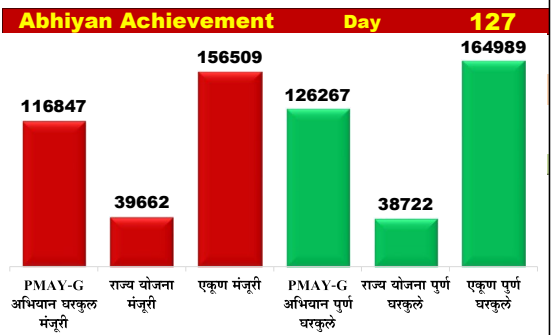

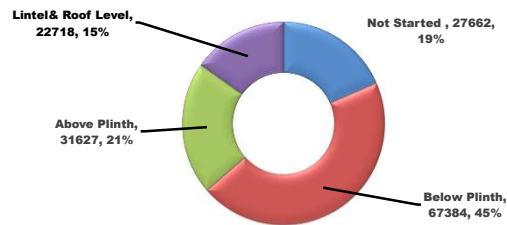
PMAY-G Incomplete Houses bifurcation



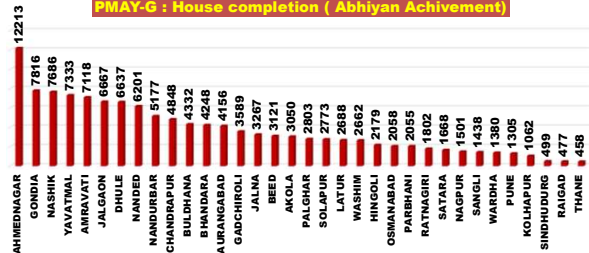
State Schemes Progress Bar

72.6%

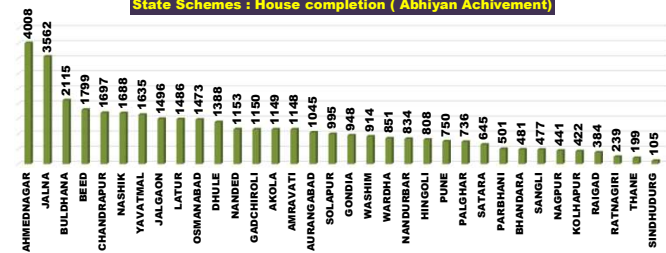
State Schemes: Incomplete Houses bifurcation



PMAY-G : House completion (Abhiyan Achievement)



State Schemes : House completion (Abhiyan Achievement)

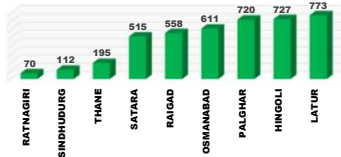


राज्य व्यवस्थापन कक्ष- ग्रामीण गृहनिर्माण

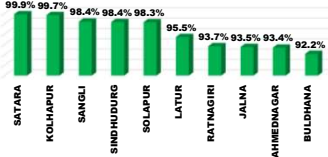
४ था मजला, दक्षिण कक्ष, सिडको भवन, सीबीडी बेलापूर, नवी मुंबई - ४०० ६१४.

Top and Bottom Ten Districts

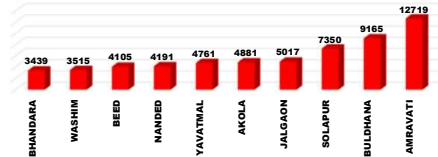
PMAY-G Delayed Houses TOP 10 Dist.



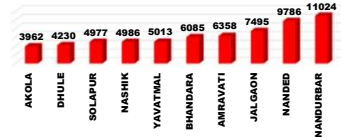
State Schemes Sanction TOP 10 Dist.



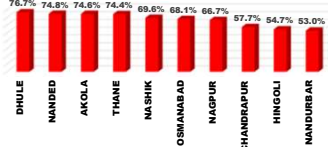
PMAY-G Remaining 1st Installments Bottom 10 Dist.



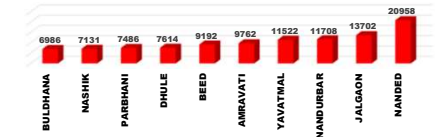
PMAY-G Delayed Houses Bottom 10 Dist.



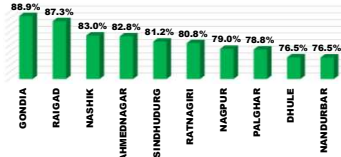
State Schemes Sanction Bottom 10 Dist.



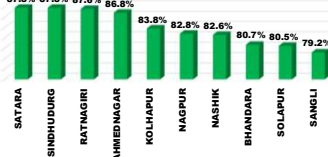
PMAY-G Remaining 2nd Installments Bottom 10 Dist.



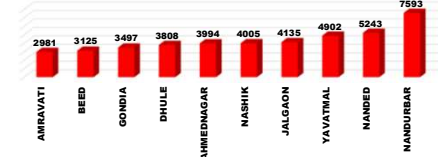
PMAY-G Completion TOP 10 Dist.



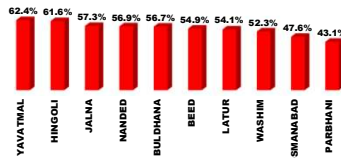
State Schemes Completion TOP 10 Dist.



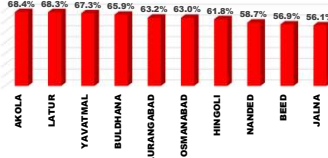
PMAY-G Remaining 3rd Installments Bottom 10 Dist.



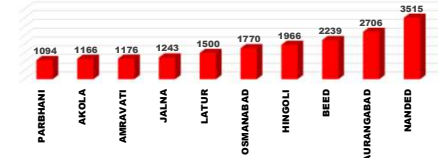
PMAY-G Completion Bottom 10 Dist.



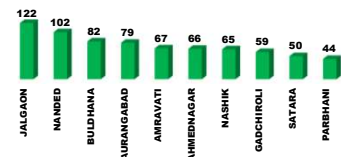
State Schemes Completion Bottom 10 Dist.




State Schemes Remaining 1st Installments Bottom 10 Dist.



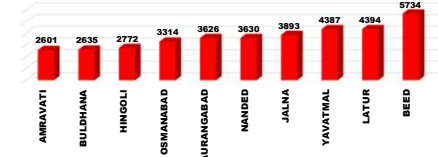
PMAY-G Daily Completion Top 10 Dist.



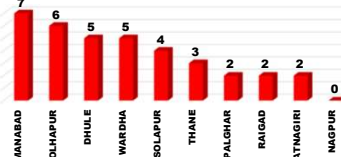
State Schemes Daily Completion Top 10 Dist.



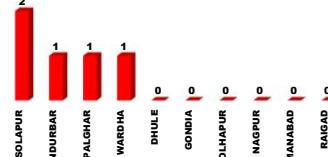
State Schemes Remaining 2nd Installments Bottom 10 Dist.



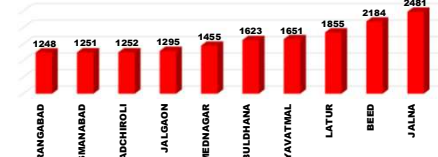
PMAY-G Daily Completion Bottom 10 Dist.



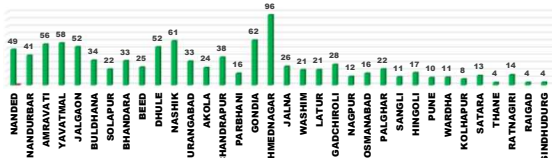
State Schemes Daily Completion Bottom 10 Dist.



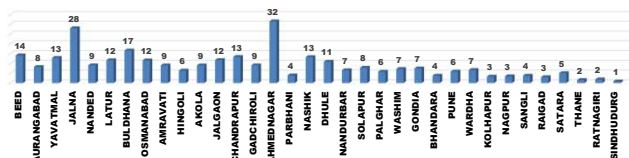
State Schemes Remaining 3rd Installments Bottom 10 Dist.



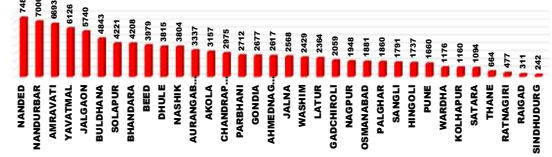
PMAY-G : Current Pace of Completion Per Day (Abhiyan)



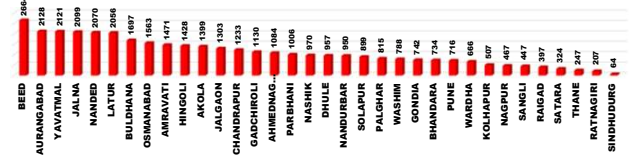
State Schemes : Current Pace of Completion Per Day (Abhiyan)



PMAY-G Required Pace of Completion Per Day



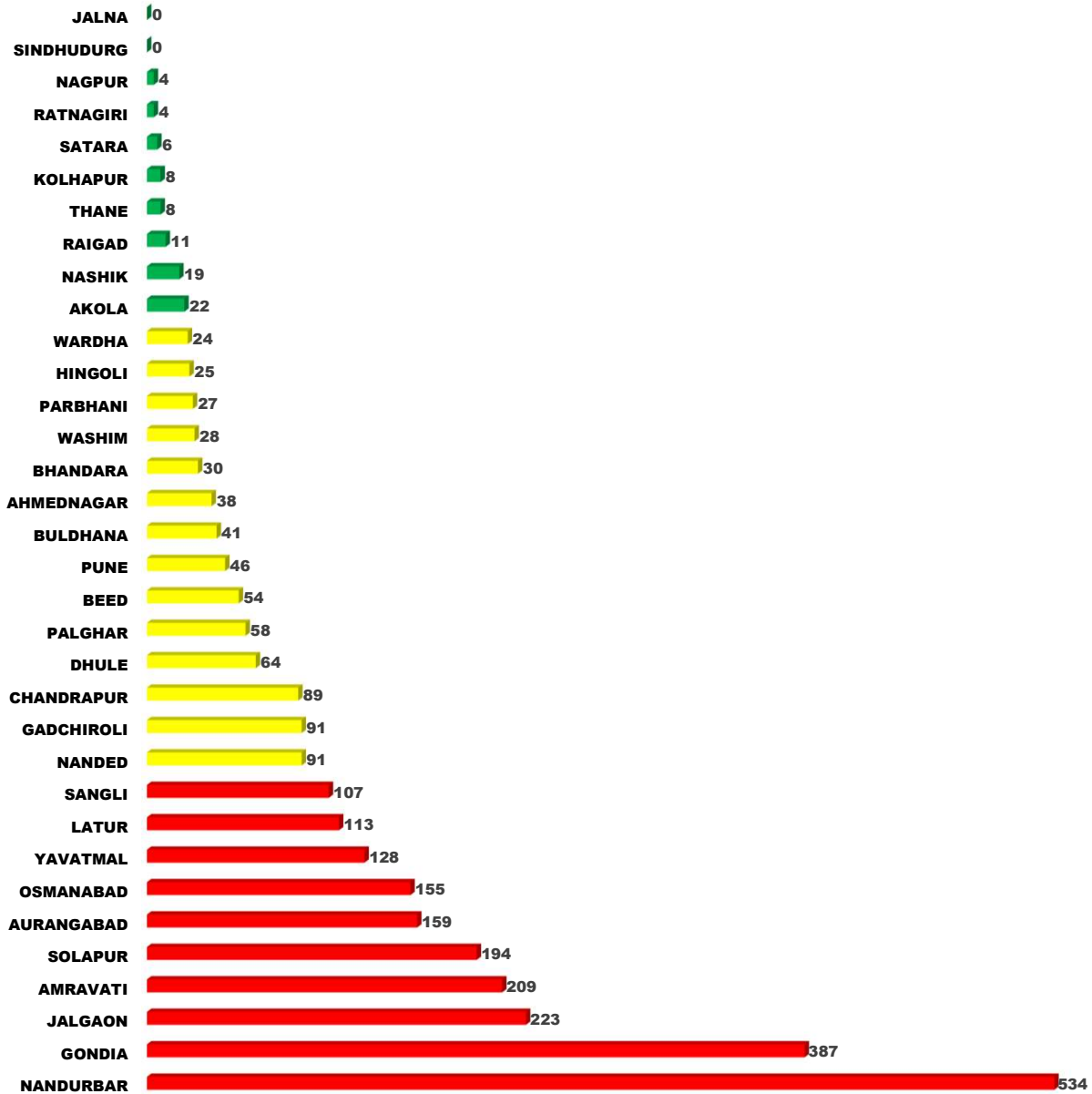
State Schemes Required Pace of Completion Per Day



प्रधानमंत्री आवास योजना ग्रामीण - मंजूरी (PWL+Awaas Plus)

Sr. No.	Division	Target (PWL+Awaas Plus)	26.03.2023	27.03.2023	Daily_Achievement	Remaining
1	PUNE DIV.	125736	125356	125375	19	361
2	NASHIK DIV.	414671	413780	413793	14	878
3	NAGPUR DIV.	292302	291675	291677	2	625
4	AMRAVATI DIV.	275070	274656	274642	0	428
5	AURANGABAD DIV.	238162	237540	237538	0	624
6	KONKAN DIV.	69741	69666	69660	0	81
	Total	1415682	1412673	1412685	35	2997

PMAY-G Remaining Sanction

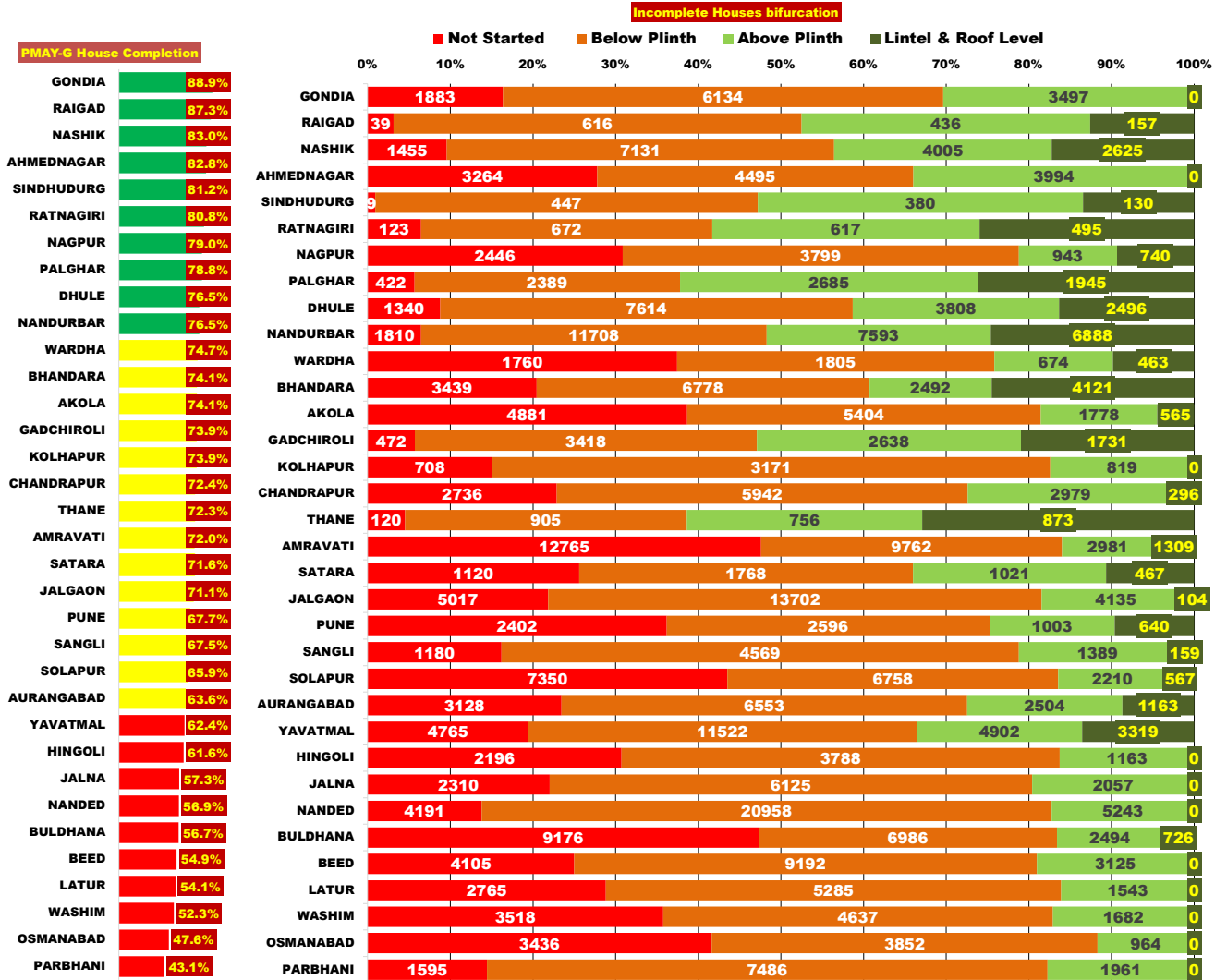


प्रधानमंत्री आवास योजना ग्रामीण - मंजूरी (PWL+Awaas Plus)

Sr. No.	District	Target (PWL+Awaas Plus)	26.03.2023	27.03.2023	Daily_Achievement	Remaining
1	SATARA	15425	15401	15419	18	6
2	NASHIK	89712	89679	89693	14	19
3	CHANDRAPUR	43176	43085	43087	2	89
4	PUNE	20602	20555	20556	1	46
5	AHMEDNAGAR	60799	60761	60761	0	38
6	AKOLA	48797	48775	48775	0	22
7	AMRAVATI	95723	95514	95514	0	209
8	AURANGABAD	36795	36636	36636	0	159
9	BEED	35319	35265	35265	0	54
10	BHANDARA	65120	65090	65090	0	30
11	BULDHANA	44765	44724	44724	0	41
12	DHULE	64954	64890	64890	0	64
13	GADCHIROLI	31681	31590	31590	0	91
14	GONDIA	96489	96102	96102	0	387
15	HINGOLI	18108	18083	18083	0	25
16	JALNA	24044	24044	24044	0	0
17	KOLHAPUR	17773	17765	17765	0	8
18	LATUR	20729	20616	20616	0	113
19	NAGPUR	37191	37187	37187	0	4
20	NANDURBAR	119440	118906	118906	0	534
21	OSMANABAD	14516	14361	14361	0	155
22	PALGHAR	35233	35175	35175	0	58
23	PARBHANI	19103	19076	19076	0	27
24	RAIGAD	9843	9832	9832	0	11
25	RATNAGIRI	9917	9913	9913	0	4
26	SANGLI	22176	22069	22069	0	107
27	SOLAPUR	49760	49566	49566	0	194
28	THANE	9606	9598	9598	0	8
29	WARDHA	18645	18621	18621	0	24
30	YAVATMAL	65373	65245	65245	0	128
31	JALGAON	79766	79544	79543	-1	223
32	NANDED	69548	69459	69457	-2	91
33	SINDHUDURG	5142	5148	5142	-6	0
34	WASHIM	20412	20398	20384	-14	28
Total		1415682	1412673	1412685	35	2997

प्रधानमंत्री आवास योजना ग्रामीण - पूर्ण घरकूले

Sr. No.	Division	Sanction	26.03.2023	27.03.2023	Daily Achievement	Remaining	Avg. Completed Per Day From 20.11.22 to Today	To be Completed in Per Day till 31.03.23
1	AURANGABAD DIV.	237538	132910	133286	376	104252	203	26063
2	NASHIK DIV.	413793	321602	321894	292	91899	302	22975
3	AMRAVATI DIV.	274642	181442	181652	210	92990	193	23248
4	NAGPUR DIV.	291677	231373	231510	137	60167	184	15042
5	PUNE DIV.	125375	85571	85668	97	39707	65	9927
6	KONKAN DIV.	69660	55418	55447	29	14213	48	3553
Total		1412685	1008316	1009457	1141	403228	994	100807



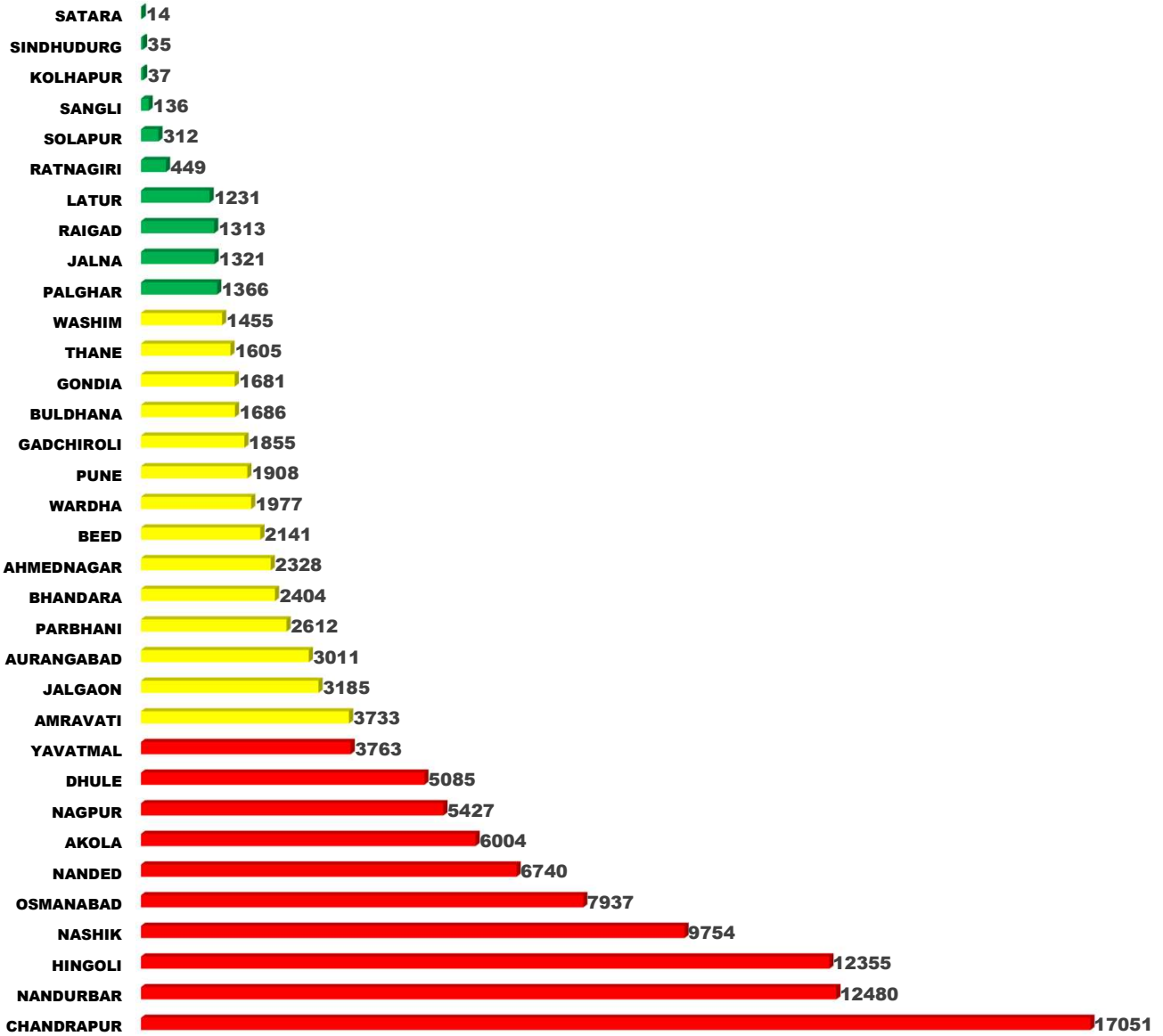
प्रधानमंत्री आवास योजना ग्रामीण - पूर्ण घरकूले

Sr. No.	District	Sanction	26.03.2023	27.03.2023	Daily Achievement	Remaining	Avg. Completed Per Day From 20.11.22 to Today	To be Completed in Per Day till 31.03.23
1	JALGAON	79543	56463	56585	122	22958	52	5740
2	NANDED	69457	39409	39511	102	29946	49	7487
3	BULDHANA	44724	25271	25353	82	19371	34	4843
4	AURANGABAD	36636	23209	23288	79	13348	33	3337
5	AMRAVATI	95514	68676	68743	67	26771	56	6693
6	AHMEDNAGAR	60761	50227	50293	66	10468	96	2617
7	NASHIK	89693	74412	74477	65	15216	61	3804
8	GADCHIROLI	31590	23297	23356	59	8234	28	2059
9	SATARA	15419	10993	11043	50	4376	13	1094
10	PARBHANI	19076	8184	8228	44	10848	16	2712
11	BEED	35265	19306	19349	43	15916	25	3979
12	JALNA	24044	13730	13773	43	10271	26	2568
13	GONDIA	96102	85354	85394	40	10708	62	2677
14	YAVATMAL	65245	40703	40741	38	24504	58	6126
15	HINGOLI	18083	11102	11137	35	6946	17	1737
16	NANDURBAR	118906	90873	90907	34	27999	41	7000
17	PUNE	20556	13891	13915	24	6641	10	1660
18	LATUR	20616	11139	11162	23	9454	21	2364
19	SINDHUDURG	5142	4156	4176	20	966	4	242
20	BHANDARA	65090	48242	48260	18	16830	33	4208
21	CHANDRAPUR	43087	31172	31187	15	11900	38	2975
22	WASHIM	20384	10653	10668	15	9716	21	2429
23	SANGLI	22069	14892	14905	13	7164	11	1791
24	AKOLA	48775	36139	36147	8	12628	24	3157
25	OSMANABAD	14361	6831	6838	7	7523	16	1881
26	KOLHAPUR	17765	13118	13124	6	4641	8	1160
27	DHULE	64890	49627	49632	5	15258	52	3815
28	WARDHA	18621	13914	13919	5	4702	11	1176
29	SOLAPUR	49566	32677	32681	4	16885	22	4221
30	THANE	9598	6941	6944	3	2654	4	664
31	PALGHAR	35175	27732	27734	2	7441	22	1860
32	RAIGAD	9832	8585	8587	2	1245	4	311
33	RATNAGIRI	9913	8004	8006	2	1907	14	477
34	NAGPUR	37187	29394	29394	0	7793	12	1948
Total		1412685	1008316	1009457	1141	403228	994	100807

राज्यपुरस्कृत आवास योजना ग्रामीण - मंजूरी

Sr. No.	Division	Target	26.03.2023	27.03.2023	Daily Achievement	Remaining
1	AURANGABAD DIV.	199331	161726	161983	257	37348
2	AMRAVATI DIV.	109702	92998	93061	63	16641
3	NASHIK DIV.	141360	108494	108528	34	32832
4	NAGPUR DIV.	118393	87995	87998	3	30395
5	KONKAN DIV.	34729	29961	29961	0	4768
6	PUNE DIV.	65334	62927	62927	0	2407
Total		668849	544101	544458	357	124391

State Scheme Remaining Sanction

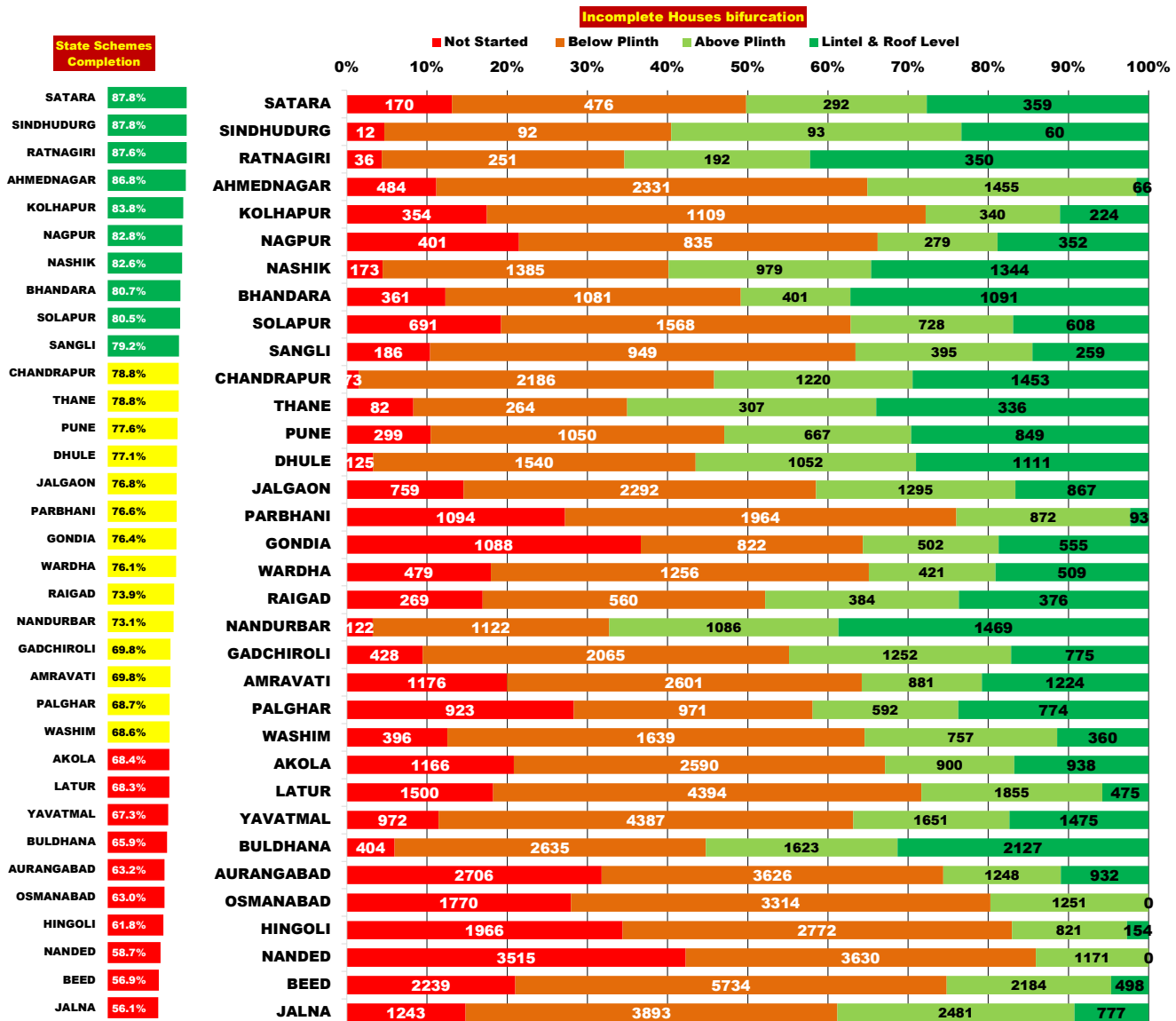


राज्यपुरस्कृत आवास योजना ग्रामीण - मंजूरी

Sr. No.	District	Target	26.03.2023	27.03.2023	Daily_Achievement	Remaining
1	AURANGABAD	26141	22906	23130	224	3011
2	AMRAVATI	23224	19428	19491	63	3733
3	JALGAON	25659	22440	22474	34	3185
4	LATUR	27171	25909	25940	31	1231
5	GADCHIROLI	16834	14976	14979	3	1855
6	HINGOLI	27298	14941	14943	2	12355
7	AHMEDNAGAR	35298	32970	32970	0	2328
8	AKOLA	23681	17677	17677	0	6004
9	BEED	26878	24737	24737	0	2141
10	BHANDARA	17590	15186	15186	0	2404
11	BULDHANA	21616	19930	19930	0	1686
12	CHANDRAPUR	40285	23234	23234	0	17051
13	DHULE	21790	16705	16705	0	5085
14	GONDIA	14246	12565	12565	0	1681
15	JALNA	20446	19125	19125	0	1321
16	KOLHAPUR	12565	12528	12528	0	37
17	NAGPUR	16291	10864	10864	0	5427
18	NANDED	26760	20020	20020	0	6740
19	NANDURBAR	26578	14098	14098	0	12480
20	NASHIK	32035	22281	22281	0	9754
21	OSMANABAD	24853	16916	16916	0	7937
22	PALGHAR	11792	10426	10426	0	1366
23	PARBHANI	19784	17172	17172	0	2612
24	PUNE	14672	12764	12764	0	1908
25	RAIGAD	7406	6093	6093	0	1313
26	RATNAGIRI	7126	6677	6677	0	449
27	SANGLI	8732	8596	8596	0	136
28	SATARA	10647	10633	10633	0	14
29	SINDHUDURG	2141	2106	2106	0	35
30	SOLAPUR	18718	18406	18406	0	312
31	THANE	6264	4659	4659	0	1605
32	WARDHA	13147	11170	11170	0	1977
33	WASHIM	11500	10045	10045	0	1455
34	YAVATMAL	29681	25918	25918	0	3763
Total		668849	544101	544458	357	124391

राज्यपुरस्कृत आवास योजना ग्रामीण - पूर्ण घरकूले

Sr. No.	Division	Sanction	26.03.2023	27.03.2023	Daily Achievement	Remaining	Avg. Completed Per Day From 20.11.22 to Today	To be Completed in Per Day till 31.03.23
1	AMRAVATI DIV.	93061	63054	63159	105	29902	55	7476
2	NASHIK DIV.	108528	87388	87471	83	21057	74	5264
3	AURANGABAD DIV.	161983	101854	101933	79	60050	93	15013
4	NAGPUR DIV.	87998	68081	68113	32	19885	44	4971
5	PUNE DIV.	62927	51339	51354	15	11573	26	2893
6	KONKAN DIV.	29961	23027	23037	10	6924	13	1731
Total		544458	394743	395067	324	149391	305	37348



राज्यपुरस्कृत आवास योजना ग्रामीण - पूर्ण घरकूले

Sr. No.	District	Sanction	26.03.2023	27.03.2023	Daily Achievement	Remaining	Avg. Completed Per Day From 20.11.22 to Today	To be Completed in Per Day till 31.03.23
1	BULDHANA	19930	13069	13141	72	6789	17	1697
2	JALGAON	22474	17229	17261	32	5213	12	1303
3	AHMEDNAGAR	32970	28607	28634	27	4336	32	1084
4	BEED	24737	14058	14082	24	10655	14	2664
5	NASHIK	22281	18377	18400	23	3881	13	970
6	GADCHIROLI	14979	10437	10459	22	4520	9	1130
7	JALNA	19125	10717	10731	14	8394	28	2099
8	AURANGABAD	23130	14605	14618	13	8512	8	2128
9	AMRAVATI	19491	13598	13609	11	5882	9	1471
10	HINGOLI	14943	9221	9230	9	5713	6	1428
11	PARBHANI	17172	13140	13149	9	4023	4	1006
12	YAVATMAL	25918	17424	17433	9	8485	13	2121
13	WASHIM	10045	6886	6893	7	3152	7	788
14	AKOLA	17677	12077	12083	6	5594	9	1399
15	CHANDRAPUR	23234	18296	18302	6	4932	13	1233
16	PUNE	12764	9893	9899	6	2865	6	716
17	LATUR	25940	17711	17716	5	8224	12	2056
18	NANDED	20020	11737	11742	5	8278	9	2070
19	SANGLI	8596	6802	6807	5	1789	4	447
20	SINDHUDURG	2106	1845	1849	4	257	1	64
21	BHANDARA	15186	12249	12252	3	2934	4	734
22	THANE	4659	3667	3670	3	989	2	247
23	RATNAGIRI	6677	5846	5848	2	829	2	207
24	SATARA	10633	9334	9336	2	1297	5	324
25	SOLAPUR	18406	14809	14811	2	3595	8	899
26	NANDURBAR	14098	10298	10299	1	3799	7	950
27	PALGHAR	10426	7165	7166	1	3260	6	815
28	WARDHA	11170	8504	8505	1	2665	7	666
29	DHULE	16705	12877	12877	0	3828	11	957
30	GONDIA	12565	9598	9598	0	2967	7	742
31	KOLHAPUR	12528	10501	10501	0	2027	3	507
32	NAGPUR	10864	8997	8997	0	1867	3	467
33	OSMANABAD	16916	10665	10665	0	6251	12	1563
34	RAIGAD	6093	4504	4504	0	1589	3	397
	Total	544458	394743	395067	324	149391	305	37348

प्रधानमंत्री आवास योजना ग्रामीण - हप्ते वितरण

Sr. No.	Division	1st Installment (Daily Achivement)	1st Installment Remaining	2nd Installment (Daily Achivement)	2nd Installment Remaining	3rd Installment (Daily Achivement)	3rd Installment Remaining
1	AURANGABAD DIV.	1106	23696	1085	63239	940	18560
2	NASHIK DIV.	661	12886	961	44650	908	23535
3	NAGPUR DIV.	213	12523	652	27876	788	13223
4	AMRAVATI DIV.	307	35041	506	38311	615	13837
5	PUNE DIV.	143	12627	303	18862	337	6442
6	KONKAN DIV.	59	710	153	5029	384	4874
	Total	2489	97483	3660	197967	3972	80471

PMAY-G 1st Ins Pending

SINDHUDURG	9
RAIGAD	36
THANE	120
RATNAGIRI	123
PALGHAR	422
GADCHIROLI	447
KOLHAPUR	708
SANGLI	1047
SATARA	1120
DHULE	1340
NASHIK	1455
PARBHANI	1595
WARDHA	1760
NANDURBAR	1810
GONDIA	1883
HINGOLI	2196
JALNA	2280
NAGPUR	2311
PUNE	2402
CHANDRAPUR	2683
LATUR	2765
AURANGABAD	3128
AHMEDNAGAR	3264
OSMANABAD	3436
BHANDARA	3439
WASHIM	3515
BEED	4105
NANDED	4191
YAVATMAL	4761
AKOLA	4881
JALGAON	5017
SOLAPUR	7350
BULDHANA	9165
AMRAVATI	12719

PMAY-G 2nd Ins Pending

SINDHUDURG	447
RAIGAD	616
RATNAGIRI	672
THANE	905
SATARA	1768
WARDHA	1805
PALGHAR	2389
PUNE	2596
KOLHAPUR	3171
GADCHIROLI	3418
HINGOLI	3788
NAGPUR	3799
OSMANABAD	3852
AHMEDNAGAR	4495
SANGLI	4569
WASHIM	4637
LATUR	5285
AKOLA	5404
CHANDRAPUR	5942
JALNA	6125
GONDIA	6134
AURANGABAD	6553
SOLAPUR	6758
BHANDARA	6778
BULDHANA	6986
NASHIK	7131
PARBHANI	7486
DHULE	7614
BEED	9192
AMRAVATI	9762
YAVATMAL	11522
NANDURBAR	11708
JALGAON	13702
NANDED	20958

PMAY-G 3rd Ins Pending

SINDHUDURG	380
RAIGAD	436
RATNAGIRI	617
WARDHA	674
THANE	756
KOLHAPUR	819
NAGPUR	943
OSMANABAD	964
PUNE	1003
SATARA	1021
HINGOLI	1163
SANGLI	1389
LATUR	1543
WASHIM	1682
AKOLA	1778
PARBHANI	1961
JALNA	2057
SOLAPUR	2210
BHANDARA	2492
BULDHANA	2494
AURANGABAD	2504
GADCHIROLI	2638
PALGHAR	2685
CHANDRAPUR	2979
AMRAVATI	2981
BEED	3125
GONDIA	3497
DHULE	3808
AHMEDNAGAR	3994
NASHIK	4005
JALGAON	4135
YAVATMAL	4902
NANDED	5243
NANDURBAR	7593

प्रधानमंत्री आवास योजना ग्रामीण - हप्ते वितरण

Sr. No.	District	1st Installment (Daily Achivement)	1st Installment Remaining	2nd Installment (Daily Achivement)	2nd Installment Remaining	3rd Installment (Daily Achivement)	3rd Installment Remaining
1	NANDED	835	4191	616	20958	465	5243
2	NASHIK	253	1455	353	7131	345	4005
3	NANDURBAR	264	1810	318	11708	192	7593
4	YAVATMAL	96	4761	241	11522	217	4902
5	CHANDRAPUR	93	2683	207	5942	229	2979
6	DHULE	106	1340	186	7614	237	3808
7	GONDIA	34	1883	157	6134	251	3497
8	AMRAVATI	142	12719	132	9762	164	2981
9	AURANGABAD	33	3128	157	6553	201	2504
10	PALGHAR	55	422	72	2389	212	2685
11	AHMEDNAGAR	38	3264	80	4495	134	3994
12	GADCHIROLI	36	447	103	3418	97	2638
13	KOLHAPUR	13	708	101	3171	121	819
14	BHANDARA	9	3439	95	6778	127	2492
15	SANGLI	46	1047	81	4569	99	1389
16	PARBHANI	38	1595	92	7486	89	1961
17	WASHIM	2	3515	64	4637	120	1682
18	BULDHANA	67	9165	56	6986	62	2494
19	LATUR	84	2765	53	5285	45	1543
20	SOLAPUR	61	7350	57	6758	61	2210
21	HINGOLI	29	2196	79	3788	62	1163
22	WARDHA	23	1760	59	1805	46	674
23	OSMANABAD	65	3436	24	3852	20	964
24	THANE	2	120	32	905	71	756
25	PUNE	16	2402	45	2596	36	1003
26	SINDHUDURG	-9	9	36	447	60	380
27	JALNA	20	2280	37	6125	32	2057
28	NAGPUR	18	2311	31	3799	38	943
29	AKOLA	0	4881	13	5404	52	1778
30	BEED	2	4105	27	9192	26	3125
31	RATNAGIRI	2	123	13	672	40	617
32	SATARA	7	1120	19	1768	20	1021
33	JALGAON	0	5017	24	13702	0	4135
34	RAIGAD	0	36	0	616	1	436
	Total	2489	97483	3660	197967	3972	80471

राज्यपुरस्कृत आवास योजना ग्रामीण - हप्ते वितरण

Sr. No.	Division	1st Installment (Daily Achivement)	1st Installment Remaining	2nd Installment (Daily Achivement)	2nd Installment Remaining	3rd Installment (Daily Achivement)	3rd Installment Remaining
1	AMRAVATI DIV.	47	4114	4	13852	4	5812
2	NAGPUR DIV.	3	2830	8	8245	9	4075
3	NASHIK DIV.	2	1663	1	8670	1	5867
4	KONKAN DIV.	0	1322	1	2138	3	1568
5	PUNE DIV.	1	1700	2	5152	0	2422
6	AURANGABAD DIV.	0	16033	2	29327	0	11883
Total		53	27662	18	67384	17	31627

State Schemes 1st Ins Pending

SINDHUDURG	12
RATNAGIRI	36
CHANDRAPUR	73
THANE	82
NANDURBAR	122
DHULE	125
SATARA	170
NASHIK	173
SANGLI	186
RAIGAD	269
PUNE	299
KOLHAPUR	354
BHANDARA	361
WASHIM	396
NAGPUR	401
BULDHANA	404
GADCHIROLI	428
WARDHA	479
AHMEDNAGAR	484
SOLAPUR	691
JALGAON	759
PALGHAR	923
YAVATMAL	972
GONDIA	1088
PARBHANI	1094
AKOLA	1166
AMRAVATI	1176
JALNA	1243
LATUR	1500
OSMANABAD	1770
HINGOLI	1966
BEED	2239
AURANGABAD	2706
NANDED	3515

State Schemes 2nd Ins Pending

SINDHUDURG	92
RATNAGIRI	251
THANE	264
SATARA	476
RAIGAD	560
GONDIA	822
NAGPUR	835
SANGLI	949
PALGHAR	971
PUNE	1050
BHANDARA	1081
KOLHAPUR	1109
NANDURBAR	1122
WARDHA	1256
NASHIK	1385
DHULE	1540
SOLAPUR	1568
WASHIM	1639
PARBHANI	1964
GADCHIROLI	2065
CHANDRAPUR	2186
JALGAON	2292
AHMEDNAGAR	2331
AKOLA	2590
AMRAVATI	2601
BULDHANA	2635
HINGOLI	2772
OSMANABAD	3314
AURANGABAD	3626
NANDED	3630
JALNA	3893
YAVATMAL	4387
LATUR	4394
BEED	5734

State Schemes 3rd Ins Pending

SINDHUDURG	93
RATNAGIRI	192
NAGPUR	279
SATARA	292
THANE	307
KOLHAPUR	340
RAIGAD	384
SANGLI	395
BHANDARA	401
WARDHA	421
GONDIA	502
PALGHAR	592
PUNE	667
SOLAPUR	728
WASHIM	757
HINGOLI	821
PARBHANI	872
AMRAVATI	881
AKOLA	900
NASHIK	979
DHULE	1052
NANDURBAR	1086
NANDED	1171
CHANDRAPUR	1220
AURANGABAD	1248
OSMANABAD	1251
GADCHIROLI	1252
JALGAON	1295
AHMEDNAGAR	1455
BULDHANA	1623
YAVATMAL	1651
LATUR	1855
BEED	2184
JALNA	2481

राज्यपुरस्कृत आवास योजना ग्रामीण -हप्ते वितरण

Sr. No.	District	1st Installment (Daily Achivement)	1st Installment Remaining	2nd Installment (Daily Achivement)	2nd Installment Remaining	3rd Installment (Daily Achivement)	3rd Installment Remaining
1	AMRAVATI	47	1176	2	2601	1	881
2	GONDIA	3	1088	3	822	4	502
3	GADCHIROLI	0	428	3	2065	5	1252
4	PALGHAR	0	923	1	971	3	592
5	SATARA	1	170	2	476	0	292
6	YAVATMAL	0	972	2	4387	1	1651
7	AKOLA	0	1166	0	2590	2	900
8	NAGPUR	0	401	2	835	0	279
9	NANDURBAR	2	122	0	1122	0	1086
10	PARBHANI	0	1094	2	1964	0	872
11	AHMEDNAGAR	0	484	0	2331	1	1455
12	JALGAON	0	759	1	2292	0	1295
13	AURANGABAD	0	2706	0	3626	0	1248
14	BEED	0	2239	0	5734	0	2184
15	BHANDARA	0	361	0	1081	0	401
16	BULDHANA	0	404	0	2635	0	1623
17	CHANDRAPUR	0	73	0	2186	0	1220
18	DHULE	0	125	0	1540	0	1052
19	HINGOLI	0	1966	0	2772	0	821
20	JALNA	0	1243	0	3893	0	2481
21	KOLHAPUR	0	354	0	1109	0	340
22	LATUR	0	1500	0	4394	0	1855
23	NANDED	0	3515	0	3630	0	1171
24	NASHIK	0	173	0	1385	0	979
25	OSMANABAD	0	1770	0	3314	0	1251
26	PUNE	0	299	0	1050	0	667
27	RAIGAD	0	269	0	560	0	384
28	RATNAGIRI	0	36	0	251	0	192
29	SANGLI	0	186	0	949	0	395
30	SINDHUDURG	0	12	0	92	0	93
31	SOLAPUR	0	691	0	1568	0	728
32	THANE	0	82	0	264	0	307
33	WARDHA	0	479	0	1256	0	421
34	WASHIM	0	396	0	1639	0	757
	Total	53	27662	18	67384	17	31627